

# PŌHUTU

CREATED BY CHOREOGRAPHER BIANCA HYSLOP AND ARTIST ROWAN PIERCE

## TECHNICAL RIDER

### OVERVIEW

Pōhutu is a full length multi-disciplinary live-performance work.

Choreographer Bianca Hyslop and multi award-winning designer Rowan Pierce are two artists at the forefront of their practices in Aotearoa/New Zealand. The result of their collaboration is a rich synthesis of image, object, movement, and sound where the past, present and future abruptly intersect.

The work has two performers and is innovative in it's use of image based storytelling. It incorporates traditional and contemporary dance/movement practices and is a highly visceral experience for audience members. In the center of the stage is a hanging window which is navigated by the performers through movement and drawing on the surfaces. The window is hollow and fills with haze allowing it to become a projection surface and container.

### CREDITS

Created by Bianca Hyslop and Rowan Pierce  
Director/Choreographer: Bianca Hyslop  
Director/Artist: Rowan Pierce  
Performers: Bianca Hyslop, Nancy Wijohn  
Mātanga Mātauranga Māori: Tūi Matira Ranapiri-Ransfield  
Rehearsal Director: Kelly Nash  
Stage Manager/Tour Manager: Lucie Camp  
Costume Design: Emma Ransley

**PERFORMANCE DURATION: 50 minutes (no interval)**

### CONTACT DETAILS

NAME	ROLE	PHONE	EMAIL
Rowan Pierce	Producer/Production Management	+64 21 797 511	biancanatahia@gmail.com
Bianca Hyslop	Producer	+64 22 687 0134	rowandouglas pierce@gmail.com

# 1. The Touring Company

6 pax total

- 1x Choreographer/Director/Performer
- 1x Designer/Director/Technical Manager/Operator
- 1x Performer
- 1x Rehearsal Director
- 1x Stage Manager/Tour Manager
- 1x Mātanga Mātauranga Māori

# 2. Venue Requirements

Preferred Venue: Black Box or Proscenium Arch Theatre. Alternative venues/sites also highly welcomed and considered through consultation with the artists.

Ideal Playing Space: 11m Wide x 10m Deep. 5M+ to ceiling/grid

Minimum Playing Space: 8M Wide x 8M Deep. 5M to ceiling/grid

Pōhutu contains haze, strobe lighting and partial nudity.

See detailed technical rider for design specifications

# 3. Staging

**Floor Surface:** Sprung floor suitable for dance

**Black dance floor required:** 11m x 10m. Floor must cover all visible performance area. Taping is over tape with black tape. Tape to be supplied by the presenter.

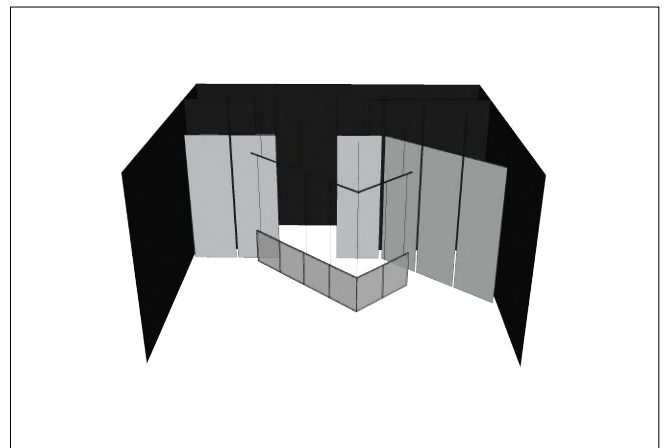
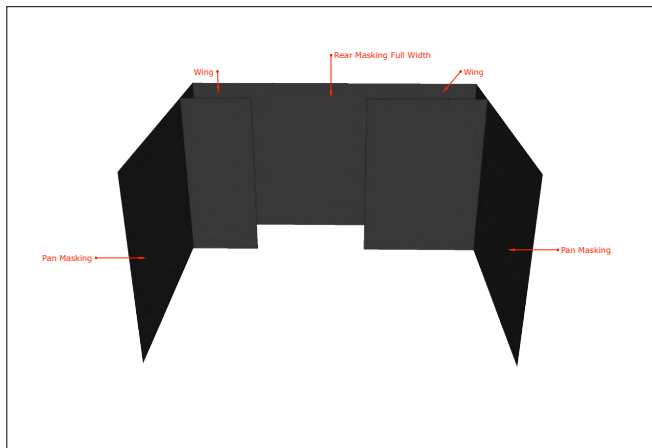
**Masking:**

All masking must be flat black, not ripple fold.

Pan Masking entire depth of stage.

2x Legs

1x Black Scrim/Masking at upstage wall.



## 4. Rigging

The Set includes:

### 1x Hanging screen structure.

Screen weighs approximately 80kg's with 7 hanging points for a point load of approx 12kg's.

Hanging points need to be 'dead hung'. Scaff bars are to be rigged in line with the screen in order to dead hang the set. These bars are hung by 4x rope lines to a height of 4.7m from floor. Screen is then hung from these bars using 6x steel wire lines

### 6x Hanging PVC Canvas Panels FR

1.6m wide x 5m high each

Weight: 6 kg each

Each panel is hung using 2x steel wire lines each attached to batons.

Scaff Tube to be hung on prompt side to allow dead hanging of 3x angled PVC panels.

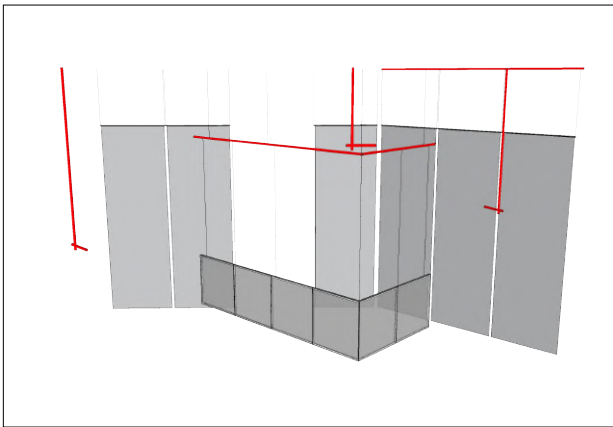
### 3x LX Droppers

2 droppers to be hung 3.5m from stage floor

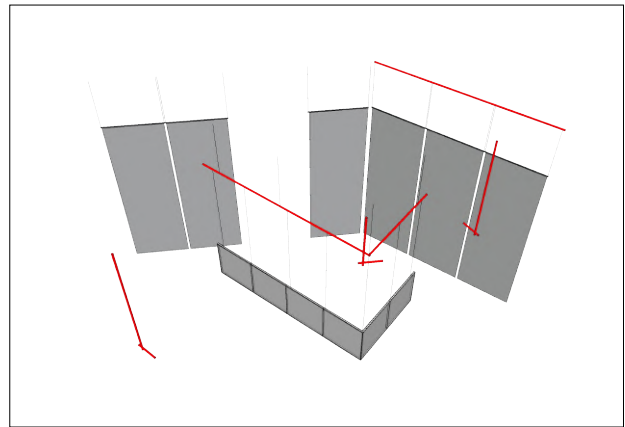
1 dropper to be hung 4.5m from stage floor

48.3mm black scaff tube displayed below in **RED**

Front Perspective



Overhead Perspective



All scaff tube requested to be 48.3mm tube. Aluminium or Steel. Either black powder coated or freshly painted black.

Please note that the items specified in this rigging inventory below may differ slightly depending on venue.

The company will require detailed venue plans and CAD files where available on confirmation of venue.

Complete list of rigging requirements and venue specific rigging plans to be provided by the company at least 3 weeks prior to pack in.

see "18. Additional Set Rigging Details" for detailed measurements of set

RIGGING INVENTORY		
Qty	Item	Notes
1	BLACK Boom Base	
5	500mm BLACK Scaff Bars	Bars can be longer up to a difference of 20% of specified length.
1	1500mm BLACK Scaff Bar	Bars can be longer up to a difference of 20% of specified length.
1	1800mm BLACK Scaff Bar	Bars can be longer up to a difference of 20% of specified length.
1	2500mm BLACK Scaff Bar	Bars can be longer up to a difference of 20% of specified length.
2	3000mm BLACK Scaff Bar	Bars can be longer up to a difference of 20% of specified length.
2	5000mm BLACK Scaff Bar	Bars can be longer up to a difference of 20% of specified length.
12	BLACK Right angled Scaffolding Coupler	
2	BLACK Swivel Scaffolding Coupler	

## 5. Audio

Pre-rigged Full range Stereo PA. Good quality sound for all audience members including significant low end is essential.  
 Minimum 6 Channel mixing console  
 2x pre-rigged stage monitors positioned in the ceiling on either side of stage. On 1x independent channel send Stereo 3.5mm input for playback.  
 Laptop with current Qlab licence to be supplied by the company.  
 3x clear-com units (1 at operators position and 1 at each side of stage US corner)

AUDIO INVENTORY		
Qty	Item	Notes
1	FOH PA	PA must achieve good quality, <b>loud</b> sound for all audience members including significant subwoofers/low end.
2	Stage Monitors	Independently controlled Stage Foldback rigged on each side of stage in ceiling facing stage.
1	Mixing Desk	Minimum 6 Channel cabled to PA
3	Clear Com Units	

## 6. Video

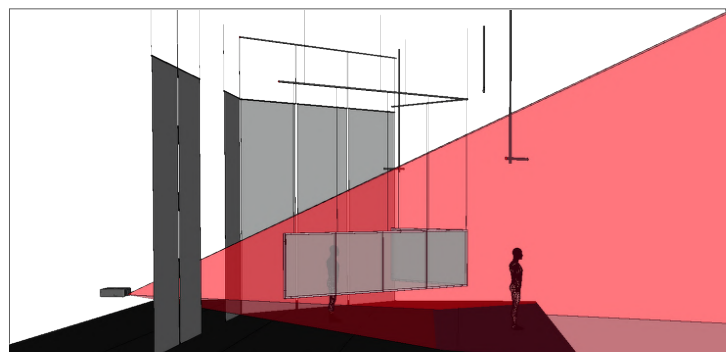
1x HD 10k projector with 0.8 ratio lens. Hanging clamps not required.  
 Cat5 network cable running from projector to FOH operating position for shutter and power control  
 2x Decimator MD-LX and sufficient SDI cable for signal run from US projector position to operating position. (Or alternative, stable HD signal run)  
 Laptop with current Qlab licence will be supplied by the company.  
 Projector positioned at a height of 700mm from floor . Positioned US center. Company will provide 700mm platform for projector. Purpose of the projector is to rear project the centre screen set element.

VIDEO INVENTORY		
Qty	Item	Notes
1	Panasonic PT-RZ970 Projector (or similar 10k Lumen HD Projector)	
1	Panasonic ET-DLE085 Lens (or similar 0.8:1 Ratio Lens)	
2	Decimator MD-LX	(Or alternative HD signal run from projector to ops)
2	HDMI Cable 1m	(Or alternative HD signal run from projector to ops)
1	SDI Cable 100m	Sufficient cabling from USC to operators position (Or alternative HD signal run from projector to ops)
1	Cat 5 Cable 100m	Sufficient cabling from USC to operators position (Shutter/Power Control)

Projector Throw illustrated below in **RED**



Top Plan



Side Perspective

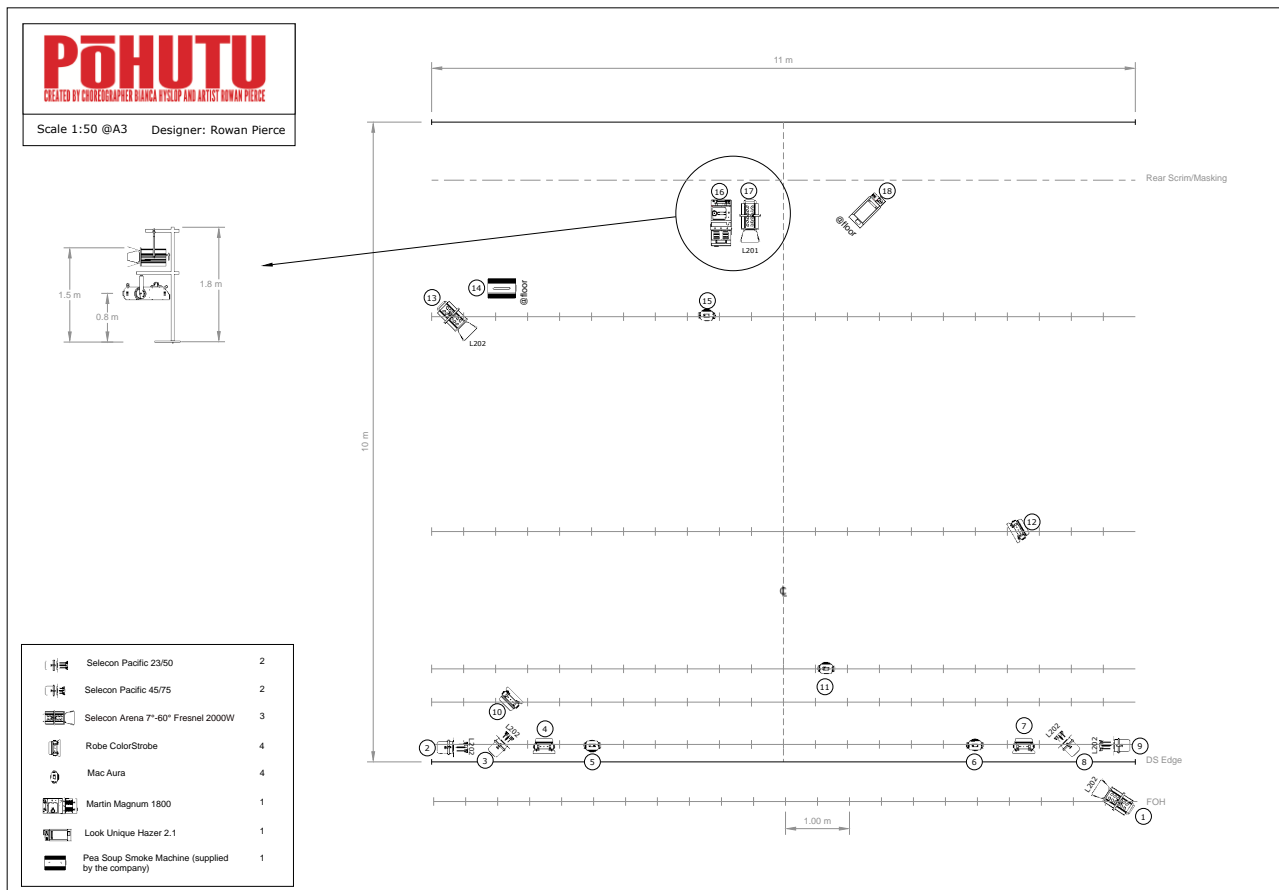
## 7. Lighting

Lighting is operated from a MacBook Pro which the company will provide along with DMX King USB adaptor.

The company will require detailed venue plans and CAD files where available on confirmation of venue. Venue specific lighting plan will be provided by the company at least 3 weeks prior to pack in.

The company will provide Pea Soup Smoke Machine therefore it is not listed on the below inventory.

LX INVENTORY		
Qty	Item	Notes
3	Selecon Arena 7°-60° Fresnel 2000W	+ Gel Frames + Barn Doors + Hanging Clamp
4	Robe Colourstrobe (or SL Nitro 510C)	+ Hanging Clamp
4	Mac Aura	+ Hanging Clamp
2	2x Pacific 12/28	+ Gel Frames + Hanging Clamp
2	2x Pacific 23/50	+ Gel Frames + Hanging Clamp
1	Look Solutions Unique Hazer 2.1 (or similar DMX hazer with both Haze and Fan Control)	
1	DMX Cabling	Sufficient cabling for all 8 LED fixtures, Smoke and Haze Machines.
1	1x Martin Magnum 1800 (or similar high density smoke/fog machine)	+ Hanging clamp. In the event a hanging clamp is not possible. Smoke machine will be positioned on top of 2x boom arms
10	10A Dimmer Channels	
1	AC Cabling	Sufficient cabling for all Fixtures, Smoke and Haze Machines, Projectors.
1	8 Way DMX Splitter	



## 8. To be supplied by The Company

6x Grey PVC Panels FR 4.9 x 1.6m  
12x Clear polycarbonate panels for centre screen  
6x Aluminium batons for hanging PVC panels  
Aluminium frame for centre screen  
All hardware, wire, sash and ropes for assembling and hanging of set elements except bars specified in "4. Rigging".  
1x Large case contain costume and prop elements.  
Pea Soup Smoke machine and plumbing for centre screen.  
1x Macbook Pro for operation of all technical elements  
1x DMX king USB adaptor

## 9. Backstage Requirements

2x trestle tables approximately 1.5m long on either side of stage US  
1x Wardrobe Rack  
4x chairs  
Mop and bucket  
Stage Broom

## 10. Laundry & Wardrobe

The Company requires access during the season to:  
A washing machine and dryer (If there are no facilities at venue, facilities at accomodation will work)  
A steamer

## 11. Dressing/Green Room

The company requires:  
1x Dressing room for 2 performers  
Additional Dressing Room facilities capable of housing 4 persons comfortably.  
Wifi available throughout the venue

Green room with the following supplied:  
A kettle, microwave and toaster and eating utensils.  
Drinkable water  
Selection of fresh fruit.  
Selection of crackers, dips and cheeses.  
Tea  
Coffee  
Milk

## 12. Front of House

Complete Lockout  
In the event that audience members are still cueing for tickets or similar scenario we would prefer to begin the performance 5-10 minutes late than to allow latecomers.  
Pöhutu will not be selling merchandise.  
In addition to any festival provided programmes the company will also provide free programmes to be positioned near the entrance to the theatre for the audience to collect prior to or on entry to the theatre. This will not require any extra personnel as they will be free.  
Presenter to provide ushers

Performance Duration: 50mins no interval

## 13. Travel

The Company will arrange their own travel and freight to and from NZ regional festival presentations.

## 14. Accommodation

Presenter to provide:

2x Double Rooms (2pax each)

2x Single Rooms (1pax each)

## 15. Health & Safety

The Company will abide by the H&S policies and procedures of the venue.

Warnings & Accessibility:

Pōhutu uses Significant Haze, Smoke, Strobe Lighting and Loud Sounds.

We request that there be a minimum of 2 wheelchair accessible tickets available for audience members.

## 16. Presenter Crew Required

1x Mech/Experienced Rigger for Pack-In and Pack-Out (Experience with ropes preferred) (6 hours total)

1x Mech for Pack In and Pack Out (6 hours total)

2x LX Crew for Pack In (12 hours total)

1x LX Crew for Rehearsals (5 hours total)

1x SX Crew for Pack In (2 hours total)

1x AV Crew for Projector Install (2 hours total)

2x Mech for Pack Out (6 hours total)

## 17. Schedule

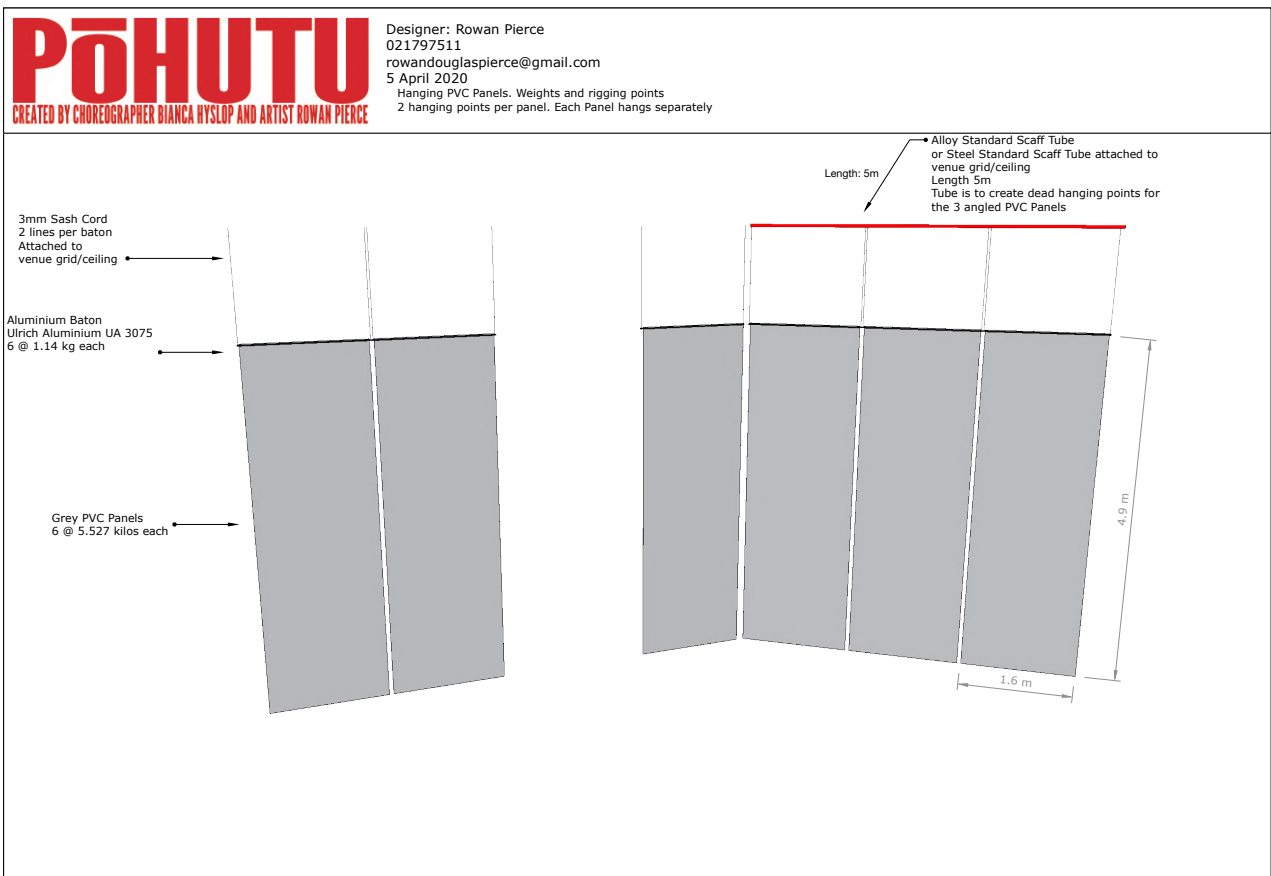

Below is a production schedule based on 1 performance.

Additional performances will require entry to the venue a minimum 2.5 hours prior to performance.

DAY	Time	Action	Notes	Pohutu Team	Festival Crew Required
<b>DAY 0</b>		LX PRE-RIG where possible			
<b>DAY 1</b>	8.30am	Load In		ROW, LUCIE	
	9.00am - 9.15am	Venue Orientation. H&S		ROW, LUCIE	2xMX 2xLX 1xAV 1xSX
	9.15am - 11.00am	Install	Begin with install briefing led by Rowan	ROW, LUCIE	2xMX 2xLX 1xAV 1xSX
	11.00am - 11.15pm	<b>Break</b>			
	11.15 - 1.00	Install		ROW, LUCIE	2x MX 2x LX
	1.00pm - 1.30pm	<b>Lunch</b>			
	1.30- 3.00	Install			2x MX 2x LX
	3.00pm - 3.15pm	<b>Break</b>			
	3.15pm - 5.30pm	Pre Plot / Prep for Plot	CAST ORIENTATION / H&S / SET UP DRESSING ROOMS	ROW, BIA, NANCY, TUI, LUCIE, KELLY	1x LX
	5.30pm - 6.00pm	<b>Dinner</b>			
6.00pm - 8.30pm	Plot/Spacing with performers		ROW, BIA, NANCY, TUI, LUCIE, KELLY		
8.30pm	CLEAR VENUE				
<b>DAY 2</b>	9.00am -10.00am	Tech Contingency	Performers warmup Offstage	ROW, LUCIE	1x LX
	10.00am - 11.00pm	Choreographic time on stage.		ROW, BIA, NANCY, TUI, LUCIE, KELLY	1x LX
	11.00pm - 12.30pm	Tech Run		ROW, BIA, NANCY, TUI, LUCIE, KELLY	1x LX
	12.30 - 1.00pm	<b>Lunch</b>			
	1.00pm - 1.45pm	Notes/Technical Contingency		ROW, BIA, NANCY, TUI, LUCIE, KELLY	1x LX
	1.45pm - 2.00pm	Reset for Dress rehearsal		ROW, BIA, NANCY, TUI, LUCIE, KELLY	1x LX
	2.00pm - 3.00pm	<b>Dress Rehearsal</b>		ROW, BIA, NANCY, TUI, LUCIE, KELLY	
	3.00pm - 3.30pm	Notes on Stage		ROW, BIA, NANCY, TUI, LUCIE, KELLY	
	3.30pm - 4.00pm	Technical Contingency	Performers on Dinner	ROW, LUCIE	
	4.00pm - 6.00pm	<b>Dinner</b>			
	6:00pm - 7:00pm	Showcall. Warm Up. Pre Show Checks	Working lights for warm up on stage	ROW, BIA, NANCY, TUI, LUCIE, KELLY	
	7.00pm	Karakia on Stage		ROW, BIA, NANCY, TUI, LUCIE, KELLY	
7.30-8.30pm	<b>Performance 1</b>		ROW, BIA, NANCY, TUI, LUCIE, KELLY		
8.30pm - 11.30pm	Company Pack Out			2x MX	

# 18. Additional Set Rigging Details

Rigging Adequacy Documentation Available On Request As Provided By Entertainment Production Services Ltd





## 19. Show Reference Material

Full length video recordings of the work can be viewed at [www.pohutu.live/presenters](http://www.pohutu.live/presenters)

Below is a selection of production images for visual reference.

